



























































# Work All Euroean Union *ANNEX I - Valid Divisions*

	Arms	Flag	Capital	Accession	Population	Area (km <sup>2</sup> )	Languages	Valid Divisions
<b>Austria</b>			Vienna	1995	8451900	83855	German	35
<b>Belgium</b>			Brussels	Founder	11161600	30528	Dutch, French, German	16
<b>Bulgaria</b>			Sofia	2007	7284600	110994	Bulgarian	178
<b>Croatia</b>			Zagreb	2013	4262100	56594	Croatian	328
<b>Cyprus</b>			Nicosia	2004	865900	9251	Greek, Turkish	110
<b>Czech Republic</b>			Prague	2004	10516100	78866	Czech	329
<b>Denmark</b>			Copenhagen	1973	5602600	43075	Danish	47
<b>Estonia</b>			Tallinn	2004	1324800	45227	Estonian	304
<b>Finland</b>			Helsinki	1995	5426700	338424	Finnish, Swedish	56,212
<b>France</b>			Paris	Founder	65633200	674843	French	14,104,22,196,136,189,173,207
<b>Germany</b>			Berlin	Founder	80523700	357021	German	13
<b>Greece</b>			Athens	1981	11062500	131990	Greek	18,59,90,254
<b>Hungary</b>			Budapest	2004	9908800	93030	Hungarian	109
<b>Ireland</b>			Dublin	1973	4591100	70273	Irish, English	29
<b>Italy</b>			Rome	Founder	59685200	301338	Italian	1,165
<b>Latvia</b>			Riga	2004	2023800	64589	Latvian	310
<b>Lithuania</b>			Vilnius	2004	2971900	65200	Lithuanian	311
<b>Luxembourg</b>			Luxembourg	Founder	537000	2586.4	Fr, German, Luxembourgish	54
<b>Malta</b>			Valletta	2004	421400	316	Maltese, English	93
<b>Netherlands</b>			Amsterdam	Founder	16779600	41543	Dutch	19
<b>Poland</b>			Warsaw	2004	38533300	312685	Polish	161
<b>Portugal</b>			Lisbon	1986	10487300	92390	Portuguese	31,75,119
<b>Romania</b>			Bucharest	2007	20057500	238391	Romanian	233
<b>Slovakia</b>			Bratislava	2004	5410800	49035	Slovak	330
<b>Slovenia</b>			Ljubljana	2004	2058800	20273	Slovene	327
<b>Spain</b>			Madrid	1986	46704300	504030	Spanish	30,49,34,106
<b>Sweden</b>			Stockholm	1995	9555900	449964	Swedish	21
<b>United Kingdom</b>			London	1973	63730100	243610	English	26,55,68,108,137,163,167,169,55